

**Product Code . JL-LEP-10322**

## **Human Endocrine System Model**

### **Description**

---

#### **Specifications:**

This is used to illustrate the hormones involved in the female and male reproductive systems; and other hormones present in the human body.

Shows frontal section of the human body, in miniature, showing all the glands in the endocrine system.

Both male and female glands are present.




**Features:** Pineal, hypothalamus, pituitary, thyroid, parathyroid, thymus, adrenal cortex, kidney, pancreas, testes, ovary, and uterus

---

Colorful relief model made of non-toxic plastic material.

As per DEPED Guidelines.

---

Jain Laboratory Instruments Pvt. Ltd,  
Hargolal Road, Ambala Cantt, Haryana India  
Direct Contact Details  +91-8569909696  sales@jlabexport.com  
 [www.jlabexport.com](http://www.jlabexport.com)