



Product Code . JL-LEP-10321

Human Ear Model

Description

Specifications:




This is used to show the parts of the sense organs of the human body, specifically the human ear.

Dissectible into 4-6 parts

Colorful 3D model made of plastic material

Features: Outer ear, middle ear, inner ear, pinna, auditory canal, eardrum (tympanic membrane), vestibulocochlear nerve, semicircular canal, cochlea, Eustachian tube, including a removable hammer, anvil, and stirrup.

As per DEPED Guidelines.

Jain Laboratory Instruments Pvt. Ltd,
Hargolal Road, Ambala Cantt, Haryana India
Direct Contact Details  +91-8569909696  sales@jlabexport.com
 www.jlabexport.com